

DIARY NOTES:

- **SCHOOL CONCERT 7TH DECEMBER**
- **END OF TERM EARLY DISMISSAL 2.05PM**
- **TERM 1, 2018 CALENDAR NOW ON WEBSITE**

INSIDE THIS ISSUE:

Principal's Report	1
Curriculum News	1
Class News	2 - 9
Community News	10-11
Awards	12



Principal's Report

Dear parents and caregivers
The last 15 working days of 2017 will be busy times where students will be working right up to the last week and at the same time be involved in many end of year activities.

Staff and students will be involved in:

- Finalising learning programs
- Preparing for our School Concert Night 7/12/17 week 8
- Organizing end of year celebrations including year 7 Graduation 14/12/17 week 9

Staff will be:

- Working on class placements 2018
- Writing reports ready for giving out 12/17 on the last-

day of term

Leading into the holiday period I am pleased to report stage 1 of our new building project in Blue 1 has been completed and signed off. Stage 2 (science lab) has begun and as part of this upgrade our new I.T area has been completed. We are still undergoing Stage 3 (outdoor area) and Stage 4 (red unit) to be completed ready for our new school year.

We also have two significant events happening. A school is camping overnight next Thursday as part of our specialist schools program. Next Saturday we have a Community Mural

Paint Day Scheduled where our school & local communities will be joining forces to draw murals on Blanford and Jane street as part of our traffic safe campaign.

A reminder as part of Christmas festivities there is a lunchtime event this Tuesday 28/12/17, for those families wishing to be involved return your consent forms to your child's class teacher

Look forward to seeing all families join together to celebrate our end of year.

Peter Dunstan
Principal

Curriculum News— Corey Taylor

Is there really an ideal maths lesson?

I am often asked what makes a perfect mathematics lesson. This is a difficult question to answer, as I'm not sure that there is one best lesson. It really depends on what you want to achieve, as the purpose of a mathematics lesson determines its structure. I find that kids adapt well to different types of lessons, as long as they know why they are doing them.

Start by working out what you want to achieve in your mathematics lesson today:

To challenge and stretch thinking, to experiment with new concepts – use unfamiliar and complex problem-solving lesson to experiment with new concepts

To build accuracy and efficiency – an explicit teaching or mastery

lesson structure will help build fluency

To connect and generalise – lessons that focus on questioning to build connections in as many ways as possible are a good choice. To work on logical structuring and our process – Start by comparing processes to find similarities and differences, to decide which is best in each circumstance, and to build reasoning skills

Next, it is important to set the scene for students and explain what we will be doing today.

Today we will be experimenting with new concepts in maths. It is our brain-growing of maths lesson today, so I want you to think hard and try out lots of different ideas. Today we will be sharing of strategies from the previous problem and working out which suits each

different set of circumstances. I want you to find the similarities between each different process. Today we will be building connections from our learning yesterday to as many new ideas as we can. I want you to look for connections between this process and others that we have already learned about.

Today we will be building our accuracy and efficiency in strategies that we have already learned about. I want you to practice using the process enough times to build your confidence and accuracy, so that it becomes automatic.

In the next newsletter ill will continue on with setting successful criteria in line with your purpose.

PRESCHOOL — Louise Cutri / James Golin

Kilkenny Preschool Mrs Cutri, Mr James and Mrs Rajena

Our Child Protection Curriculum topic for Term 4 is **'Recognising and Reporting Abuse'**. We draw on the knowledge and understandings we have learnt throughout the year at Preschool such as: **Feelings, Safe /Unsafe, Relationships, Trust Networks**. We deliver this topic of the Child Protection Curriculum using age appropriate resources and in a sensitive manner.

Topics we cover include:

- That our whole body is private
- The correct names for our private sexual body parts
- What is 'safe' and 'unsafe' behaviour
- Secrets
- That each child's body belongs to them
- Consent

Our focus book for this topic is **'Everyone's got a bottom'** written by Tess Rowley.



It is a book aimed at 3 to 8 year olds and was the 2007 winner of the Child Protection Week Award for an Education Initiative. It's about children keeping safe in a style that is fun, positive and protective.



"From our head to our toes we can say what goes"

RED 1 — Year 3— Steph Johnson

In Red 1 class we have been writing Procedures. Because we have had lots of practice over the years in this text type, Miss Steph gave us a challenge. The challenge was to think of something that we know how to make, play or do and turn this into a procedure for our friends to follow. So far we have produced many types of procedures such as 'How to play Basketball', 'How to make an origami fish', 'How to make goop', etc. Here are two examples;



RED 2 — Year 2— Lana Krueger

As the term marches on we have continued to be powerful learners in Red 2. In Science Mr Mark has been helping us to think about how materials have different properties, such as some absorb liquid and others can trap air. Red 2 made parachutes and discussed how some materials float better than others. We have been enjoying using co-ordinates to locate places in Atlases. The children have had a great time challenging each other to find the place first.

RED 3 — Year 1-2—Jaimee Charter

Red 3 has been working hard on their maths skills. We have started our work on shapes. We are able to name 2D and 3D shapes. To test out our skills we made our own shape museum. The task was to make a 2D or 3D shapes out of matchsticks and playdough. This task was very tricky and we had to use lots of persistence to complete it. After we had made our shapes we had to write

an information card to go with it. This told people about the shape that we had made. For example: Maeve made a cube. Her information card told us that cubes are made out of squares.



RED 4 — Year 2/3—Sara Stevens

Red 4 and their Buddy class Barn 5 have been exploring celebrations around the world this term. We explored 'the race that stops the nation'. We watched the Melbourne Cup race, looked at the fashion and designed our own race fashion pieces made out of newspaper. Check out our fascinators and hats!



RED 5 — Year 1—Kris Psychogiopoulos

Red 5-Year 1 Enjoying great times in Red 5, 2017.



Remy Playing it cool in health hustle




Super creative Tabitha



Book week parade


RED 6—Year 1/2 — Alison Duggan

As part of our culture studies we have been learning some Kurna language with our Buddy class, Blue 2. We have been learning the names of some of the Australian birds and animals.



GREEN 1 & 2— Reception— Jess Pietsch / Meg McLeod

Can you believe there is only 3 weeks to go and our first year of school is over! We have been busy working on our end of year concert item, making signs for our scrub, and enjoying kitchen lessons, all whilst still doing our normal literacy and numeracy programs. We've had a great response to our "Reverse Advent Calendar" – thank you – if you have any more items to bring in, please do so and add to our buckets before the end of Week 8! Our Year 6/7's have been busy organising some fundraising events – we very much enjoyed the crazy hair casual day raising money for the Leukaemia Foundation, and today's White Ribbon Day.



GREEN 4 — Year 7— Jon Stewart

With the deadline drawing nearer, most students are working excessively hard on their Hydraulic Articulated Hand. There are 3 tasks to select from, each task scaffolded based on skill level, confidence and time management. Students need to watch a procedure on YouTube and follow the prompts to complete the task. The challenge requires them to test their comprehension skills as well as their design and construction skills.

The other major challenge sees students individually required to write a minimum of 2 information reports about a specific topic about Ancient Greece. Each piece is edited and peer edited by 3 colleagues, before students undertake a conference with myself. Teams of 3 are formed so that each team produces a 15 minute YouTube documentary on their topic. Each student responsible for their own 5 minutes for assessment purposes.

Topics include myths, warfare, government and law, famous Greeks, the Olympic Games and Gods and Goddesses. Publishing challenges include whiteboard animation, pixel animation, claymation, Lego stop motion and 2d animation. All documentaries will be viewed by the class in weeks 7 and 8 to share their learning and publishing talents.



BLUE 1 — Year 4/5—Michael Kennett

Blue One are going on a lengthy trip around the globe! We have been researching and planning to create travel guides for 29 different countries. Some of the places we will be 'visiting' include: Brazil, Spain, Jamaica, Canada, and even North Korea! We are hoping to return by the end of week 8 so we can present our findings and share our knowledge. This past fortnight, we have been investigating various artwork styles and recreating our own based on poems that we have written. We have also used visual arts in Numeracy to explore symmetry. Can you recognise any of us? We would like to wish Hessa a safe trip as she leaves us prematurely to visit family in India, don't forget your travel guide and have a great time!



BLUE 2 — Year 3/4—

Every Friday Blue 2 have a lesson with our buddies from Red 6. This term we are learning about Kurna language. We watched videos and are learning words for Australian animals and body parts. We work with our buddies to complete activities. Last week we learnt Kurna words for body parts. We also sang 'head, shoulders, knees and toes' in English and in Kurna language.



BLUE 3 — Year 4—Jenne Ellis-Kells

We recently completed a research project about turtles. We found out about their habitat, diet, breeding and life cycle. We could choose between doing a poster, power point or a book. This was also a part of our homework. We had one week to do it. We had to have hand drawn pictures to make it look unique and stand out a bit more. We also had to have a lot of information and research about at least 4 different turtles and at least 6 different questions. In maths this term we have been focusing a lot about fractions, division and multiplication. We have been working with dice, protractors, counters and shapes.

In literacy we recently had a choice to either write a narrative, exposition or a procedure. Our topic for this task was our class room fish. Most of the class wrote Narratives, but a few children chose to write expositions about whether it is a good idea for classes to have fish or not. Two children wrote procedures about keeping fish healthy.

For the past couple of weeks we have been revising spelling rules. We have also been focused on homophones, synonyms, antonyms and contractions.

In Indonesian we have been doing about Indonesian animals and learning how to speak Indonesian.. By Esai and Tanner.

BLUE 4 — Year 5/6—Ulla Hoffman

Flinders University, Spectacular Space and Ducks!

On the 6th of November, Blue 4 went on excursion to **Flinders University**. We learnt about the different things they learn there and to get an idea about Uni life. We had various activities to do, such as 'The Bone Box', where we had to guess the skulls of marsupials. We had a Saving Nemo workshop, where we collected data and agreed that Clown Fish, which have become rare since the

movie, should be kept in the ocean. We had Subway for lunch, followed by The Great Race, we had to find locations via QR Codes on an iPad! We asked Student Ambassadors questions about student life, then it was time to go. Flinders was fun!

On the 9th of November we had a journey which was out of this world! We went to the South Australian Museum in the city to see the Spectacular

Space Exhibit. We travelled by bus and made our way to the museum. We saw loads of other exhibits too, like Ancient Egypt, the giant squid and the underwater exhibit. The Space Exhibit was full of space suits, space shuttles, NASA stuff and loads more exciting stuff, that I can't name. We picnicked on the banks of the River Torrens for lunch and caught a bus back to KPS.

By Jesse and Kale



YELLOW 8 — Year 6/7— Paige Vogelsang / Teigan Hall

Yellow 8 have been working on a project called 'Here now gone tomorrow'. The assignment is getting students to look at climate change and how it is impacting our world. They have been working on ways to use water colour to draw a picture of their animal to create a picture book. The picture book will contain a narrative or poem to go with their picture, the book is aimed at reception to year 2 students.



BARN 1 — PR Special Class— Laura Bennets

This week we have been practicing our Christmas concert performance. We are performing "Matilda" and we have some really cool sand groovy dance moves and our singing voices are definitely sounding much better with lots of practice!

BARN 2 — JP Special Class—Irene Ioannou

This year Barn 2 have accessed swimming each Friday to develop our swimming skills. We have improved our confidence in the water, learnt different swimming techniques and the importance of water safety. In doing this, we have also become very efficient with our ability to independently organise ourselves with our clothing before and after each swimming lesson. We love swimming!



BARN 3— IELC 1-3— Anne Phillis

In Barn 3 we have been learning about fairy tales this term. This week we are Learning about the three little pigs. We have watched a cartoon, put pictures in story order and making play dough models of the story. Aren't they cute !



BARN 5 — IELC 3-7—Melanie Bonython

We have been working towards our puppet show this fortnight. We've written narratives and chosen our favourites to make into plays. We've designed and begun to make our puppets, learning some great skills along the way. We've also made models of puppet theatres, which we will now use to create the one we will use in our performances



KITCHEN — Kate Harbison

Here are some pictures of the Barn 2 class enjoying their cooking lesson!



INDONESIAN— Emma De Brabant

This term we are learning about the tropical rainforests of the world but in particular Indonesia. We have learnt about the different levels of the rainforest, the canopy, the understory and the forest floor and what it is like at each level. Now we are looking into the animals that live in these habitats. Can you think of an animal that lives in the canopy, eats fruit, is large and orange? I asked this question in Indonesian this week and everyone knew who it was! Pandai!

Next week the 3/4/5s will have a visit from an orangutan specialist. I wonder what new things we will learn.

Also, did you know the word orangutan means *person of the forest* in Bahasa Indonesia?

Message from Hayley

This term I have really enjoyed reflecting with students on the book, “Have You Filled a Bucket Today?” One page that has really stood out to me says, **“Guess what, when you fill someone else’s bucket, you fill your own bucket, too! You feel good when you help others.** (The same is true that we will never fill our own bucket when we dip into someone else’s)

It has been a great joy to see the delight in students as they take part in an end of year giving project. For those who aren’t aware, a number of classes have considered what they can do to help support to local organisations that support our school; *Foodbank* and *Kickstart for Kids*. It has been wonderful to watch our Kilkenny community experience the joy of their buckets being filled when they help others out through collecting various needed items.

At the end of this term, I am excited that we will have a representative from both organisations visit us at Kilkenny. We will be able to hear about the difference our giving will make in other people lives, and it will give us a chance to present them with our collected items.

As we approach the season of giving, let me leave you with some words from the book,

“Bucket filling is easy to you. It doesn’t matter how young or old you are. It doesn’t cost money. It doesn’t take much time... who’s bucket can you fill today?”

I hope you have a great break, and looking forward to 2018!


Hayley

(Pastoral Care Worker- to care for & support the wellbeing of students, families & staff at KPS.

SCHOOL STAR APP

A text message with all the details was sent to each parent last term with details for the School Star App

News, Events, Notices and general messages will now be sent using the School Star app as well as Facebook, Class Dojo and the school Newsletter



Only parents and community members can access content in this secure app for iPhone and Android. Please download here:

www.mgmw.co/85l1fZP



PLEASE RETURN ANY OVERDUE BOOKS TO THE LIBRARY ASAP

SCHOOL AND PRESCHOOL FEES

ALL 2017 SCHOOL AND PRESCHOOL FEES ARE NOW OVERDUE.

PAYMENT IS DUE IMMEDIATELY. PLEASE CONTACT FRONT OFFICE IF YOU HAVE ANY QUERIES

Kilkenny Primary
SCHOOL CONCERT INFORMATION–
Thursday 7th Dec 2017

Dear families,
Here are a few reminders for the night.

Before the Concert

- School is open from 5pm.
- Staff will be accepting **gold coin donations** at the entrance.
- ***Parking will be available from 5:30pm on the Port Road Oval at a donation of \$5 per vehicle and will also include a raffle ticket.***
- Programs will be available on the night.
- Remember to **bring your own blankets or chairs** to sit on.
- Please follow the signs and only sit where signs are displayed.
- No chairs will be allowed in front of blanket areas.
- **It is recommended that all students be at school by 6:00pm so that they are ready to meet their teachers in class at 6:15pm.**
- **No students should be attending the concert without a responsible adult.**

Optional Picnic Dinner 5:00- 6:15

- **Pop -up stalls will be available on the night selling food and drinks or you can bring your own food.**

Concert Programme 6:15 – 8:15pm

- A bell will sound at **6:15pm** for students to go to class to get organised. All students and audience will be seated and ready to begin program by 6:30pm.
- Concert items begin **6:30pm** sharp.
- All students will sit in their class groups until the end of the concert. Preschool students may sit with their families.
- At the end of the concert students will return to their classrooms with their teacher where a responsible adult may collect them.
- If you have any other issues or need to leave early, please speak directly with the class teacher.
- We appreciate your cooperation in leaving your area tidy.

Thankyou for your support –Enjoy the night!!!



AWARDS



Preschool	Addison C
Red 1	Hassan S, Hassaan T
Red 2	Maya W, Karisma N
Red 3	Maeve M, Ida B
Red 4	Kaylil M, Baylie L
Red 5	Zayd Y, Korbin D, Muhammad H
Red 6	Alexander T S, Felix B C
Green 1	Hugo M, Noah P
Green 2	Asia A, Luca R
Green 3	Zane B, Kyia M
Green 4	Alex P, Ellie S
Blue 1	Jett H, Sabrina P
Blue 2	Lucy R, Riley L
Blue 3	Luka V, Yaseen S
Blue 4	Elka Q, Eartha C
Blue 5	Hephzibah Y, Brody W
Barn 1	Rafa F, Stelios T S
Barn 2	Hamza A, Shaunak P
Barn 3	Maher K, Mazen A
Barn 4	Muhanna A, Jaspreet K
Barn 5	Zahra T, Asma K
Barn 6	Joudi H, Dalaa H



KILKENNY PRIMARY SCHOOL

19 Jane Street
West Croydon SA 5008

Phone: 08 8345 4138

Fax: 08 8445 8206

E-mail: dl.0207@schools.sa.edu.au

Website: www.kilkennyc7.sa.edu.au



CHALLENGING POWERFUL LEARNERS