

TERM 2:

- 30/6/17 QUIZ NIGHT
- 7/7/17 ASSEMBLY
- END OF TERM 2:05PM DISMISSAL

INSIDE THIS ISSUE:

Principal's Report	1
Curriculum News	1
Class News	2 - 9
Community News	10
Calendar	11
Awards	12



Principal's Report

Dear Parents and Caregivers,

We complete week 9 and after a busy term we move into the next phase of work and change for Kilkenny Primary School. Students and staff have worked very hard together on 'powerful learning' programs and teachers have just completed summative reports which will be sent out at the end of term.

As part of improvements and upgrades this information is significant to start Term 3:

- On return for the term it is likely the staffroom and office will still be under redevelopment. Signage will indicate where you will find office staff. In order to have the Blue Unit vacated for the start of STEM works, Ms. Paige and Ms. Teigan will be moving into the OSHC room

and Ms. Hoffman into Ms. Teigans room. ready to start Term 3 learning

- OSHC will start its Vacation Care program from the gym, kitchen and library areas.

- We will be working on specific activities and programs to have the scrub available for learning and play during next term now that it is available again after safety work has been completed

- There will also be 2 toilet block upgrades

Term 2 has seen a great diversity of learning programs both in and out of the classroom and incorporated many of the sites vision of thinking, problem solving, creativity and innovation. The new building works will only enhance these

important 21'st century skills even further.

Congratulations and many thanks to our Quiz Night expert organisers and the people that have supported this Kilkenny event. It is an important night in making our school a significant part of the "Kilkenny community" Wishing everyone a great holiday period. Term 3 will see change and a need to approach our work a bit differently- knowing the end result will have great benefit and purpose for all of our community moving forward,

Sincerely
Peter Dunstan
Principal

Curriculum News — Corey Taylor

There are lots of different ways parents and educators support students to make the transitions from Pre-School to primary school. At KPS, having our Pre-School on-site is beneficial. Connections can be made, parents often have siblings on site and familiarity of the surrounds promotes safety and feelings of connectedness. But what about the transition from primary to high school? This is often a source of great stress for both parents and students and the big world of high school often looks very dif-

ferent to the safety and community feel of primary school. The idea of continuity across primary and high schools is a discussion that lives in two spaces. The first is the social and emotional support needed for the transition. School counsellors or year 8 coordinators often work with students that feel vulnerable in this space, looking at how this transition can be made easier. However, the second part to the discussion lives in the learning space. Two of our upper primary teachers are involved in the Continuity of

Learning project for years 6-9. This project was started last year and continues this year with a focus pedagogy and practice.

Two questions the Continuity of Learning project group are looking at this year are:

How does our common approach to teaching problem solving strategies improve the mathematics outcomes? How does using PAT & NAPLAN data to identify misconceptions and plan for learning programs?

I will keep the information flowing on this important project.

PRESCHOOL — Louise Cutri / James Golin

We had a big week last week with both groups of students visiting the Art Gallery in the city to see the 'Versus Rodin: Bodies Across Space and Time' exhibition. We saw human bodies in all sorts of different media – Rodin's bronzes, bodies made of 3D shapes, golden semi-liquid bodies, as well as some enormous foam and wax hands. After our guided tours we visited 'The Studio' to make our own puppet people. We had a fantastic turnout of parent volunteers which helped the whole adventure to run smoothly. Some of the children decided to make their own sculptures of the Art Gallery on our return.



RED 1— Year 3 — Steph Johnson

When? Term 2, week 10, Thursday, 6th July 2017

Where? Kilkenny Primary School

Why? To promote healthy eating and less waste in our school!

How? Bring your **fruit, Recess and lunch** to school **without any wrappers.** Use plastic containers, beeswax wrappers, string etc. instead.

Donations welcome; if you would like to donate plastic containers, beeswax wrappers etc., for the students as prizes that would be greatly appreciated.

Thanks – Miss Steph, Red 1 Class



RED 2— Year 2 — Lana Krueger

We have been making models and discussing the features of 2D and 3D shapes. We have been investigating the time on the hour, at half past, quarter past and the very tricky, quarter to. We have been looking at the time on the digital and analogue (a clock or watch is called "analogue" when it has mov-

ing hands, and hours marked from 1 to 12, to show you the time) We discovered that the digital clock only tells us the time that has past. The analogue clock tells us past and to. We have been measuring the length of objects and comparing how long paths are. Some-

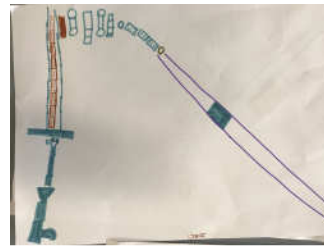
times the path is long and twisty and it looks short! We have used non-standard equipment and some children have thought hard about using string and then checking how long the string is!



RED 3— Year 1/2 — Jaimee Charter

Red 3 has been learning about movement. To help us learn we learnt all about Rube Goldberg Machines. A Rube Goldberg Machine is something that demonstrates cause and effect. We made a machine that crossed our entire class room. Before we did that we researched different types of machines and the way things move. We successfully built a machine in our class room. Before making a big one we

had a go at making small one in small groups. Miss Jaimee helped us make a movie of what we made and we will present it at assembly.



RED 4—Year 2/3 — Sara Stevens

Red 4 have been getting creative by designing and making many different items. Students worked in groups to design a creative marble run using recycled materials as a STEM challenge. Students also made 'bird kits' and flew them out on the oval. Our most popular item was the making juggling balls as part of procedure writing. Students wrote the procedure and took turns to read the procedure to another student and instructed them through the process.



RED 5— Year 1 — Kris Psychogiopoulos

Students from Red 5 thoroughly enjoyed the Bollywood dance workshop on 23rd June.

“On Friday we went to the gym to do Bollywood Dancing. The instructor got us up to dance. We did fun dancing. She did Belly Dancing. She balanced a sword on her head. She balanced a sword on her shoulder. It was fantastic. We had an awesome time.”



RED 6—Year 1/2 — Alison Duggan

Every morning we start our day with Literacy activities. Our favourites are “Swat the fly” word recognition, “Beat the Elephant” blend sounds and matching words to make “Compound words”



GREEN 1 & 2 Reception — Jess Pietsch / Meg

Almost half way through the year already – can you believe it?! In the past few weeks we have been exploring graphs in maths. We have been looking at different ways to display information and how we can use different graphs to answer questions. Sadly, our student teachers have finished their placement this term, but we are excited to have Matt and Georgie back at some point next term for their second stint with us! Our War on Waste continues and the whole school will be joining in a NUDE FOOD day next week on Thursday 6th July – students who bring fruit, recess and lunch to school WITHOUT ANY WRAPPERS will be entered into a raffle to win some prizes! In kitchen we have made delicious pizzas and quiches and look forward to more lessons with Kate in Term 4! Below are some photos from one of Matt and Georgie’s art lessons, which tied in nicely with Science. We have been exploring the different needs of animals and plants – we then drew animals and decorated them with the food they would eat! Have a safe and enjoyable break, see you back in Term 3!



GREEN 3—Year 6/7 — Teigan Hall

Over the last few weeks Green 3 have been looking at sustainability and graphing. We have been researching the impact recycling has on our environment and also our wildlife. We conducted a waste audit of a classrooms rubbish bin and found out 93% of the items we placed in our bin could have been recycled or reused. To help lessen our footprint on the environment we have decided to sort our rubbish and recycle it properly. Did you know? You can recycle all of your soft plastics at most Coles and Woolworths stores, this means plastic won't go to landfill and breakdown omitting chemicals into our environment or go into the ocean kill our sea animals.



GREEN 4—Year 6/7 — Jon Stewart

In the last few weeks after the enjoyable mayhem that was the Living Wax Museum presentations of learning, students have been participating in engaging team collaboration activities to support their recount writing. Events such as The Sheep Dog challenge, The Radioactive Pit and Mission Impossible have provided opportunities for the students to encounter new experiences to allow them to retell what happened to them, as well as how it felt and their opinions and reflections. These 2 considera-

tions, essential parts to writing a successful recount. The objectives of the unit of work were to review the format of recount writing, as well as focus on writing with succinctness and appropriate vocabulary. Even though all of the challenges were team orientated, individuals were provided with a slightly different perspective based on their roles and responsibilities, the choice they made or the group they were in.



BLUE 1—Year 4/5 — Michael Kennett

In week 7, Blue 1 and Blue 3 went to Narnu Farm on Hindmarsh Island. We had many exciting and fun activities to keep us busy while we were staying there. Such as the farm history trail, orienteering, chicken hatching, a huge bonfire, animal feeding, a vintage truck tour, hand ploughing with a draft horse named Sally, blacksmithing, horse riding (everyone's favourite), butter making, holding cute animals and an amazing concert! Everyone's acts were fantastic (especially Mr. Kennetts)! We had fun watching the plays and dances, we listened to the nice songs and we laughed at the hilarious jokes. Everyone had a great time and we were sad to leave !



BLUE 2—Year 3/4 — Judith Felton

Some students in Blue 2 have created books around travelling safe on trains, trams and level crossings. These books have been entered in a national competition. They had to create a story book with a positive message about travelling safe on public transport for children aged 4 – 6 years old. Here is the cover of one of the entries. Winners will be announced in late August. All the best to those that entered.



BLUE 3—Year 4 — Jenne Ellis-Kells

For the past few weeks in Blue 3 we have been learning about symmetry with Ms McArdle while MS Ellis-Kells is having a relaxing holiday in Thailand. For symmetry we folded a lined piece of paper into quarters and made a design, there was some amazing symmetrical artwork. In research we have been doing reports on different types of fruit and the students went "Bananas". There were lots of unique fruits such as Dragon fruit, Mangosteen, passionfruit and much much more. In geography we have been using atlases to work out where Australia is in the world and drawing its exact location on a picture of a globe. History was similar we studied the early arrival of the Dutch who traded with Indonesia coming in boats and who discovered and claimed small areas of Australia like Shark Bay in Western Australia and Cape York in the early 1600s. We have been focusing on the age of exploration. On Friday we attended a Bollywood dance performance. "Bollywood" dancing is Indian dance made by Hollywood. In week 7, Blue 3 and Blue 1 went on a great camp to Narnu Farm. There were lots of funny acts at the camp concert where we figured out that Mr Kennett is a comedian here is one of his jokes. "How do you make a tissue dance? You put some bogey into it". LOL. Things have been very busy in Blue 3 for the past few weeks.

- Sincerely Declan McLennan

BLUE 4—Year 5/6 — Ulla Hoffman

In the last few weeks Blue 4 have been doing some exciting activities such as the 'move the log' challenge, set by Tony. We had to think of a method that would help us move a very big and heavy log from the sand pit to the scrub. Eddie suggested we use the Pyramid method. With help from Ms Hall's class we rolled the log along many smaller logs. It took lots of people power and cooperation, team work and persistence, and we did it!

We also enjoyed an incursion for Refugee Week, we did a Bollywood Dance workshop, in the gym. It was fun!

Ozer, Gus, Charlotte and Gaby were lucky enough to enter the bee section and we learnt about the Queen and held the honeycomb. That was fun too! Over the next two weeks Blue 4 are packing up to move to Green 3 for Term 3, while they build in the Blue Unit. Wish us luck, we have much packing and moving to do.

Some of us participated in Ramadan from Week 5 to Week 9, and we celebrated Eid on Sunday. We are looking forward to holidays and wish our families and friends a safe and happy time.



BLUE 5—Year 6 — Paige Vogelsang



In Blue 5 we are lucky enough to be working with Madelena from the Centre of Democracy. The Centre of Democracy is a special place in Adelaide’s North Terrace cultural heart that reveals South Australia’s leadership in the development of democracy. We will be visiting next term regularly to work with Madelena to learn more about civics and citizenship by using the Democracy Machine, Speakers Corner and exploring the Democracy Timeline. The Centre of Democracy is open daily with free admission, or visit the website -

<http://centredemocracy.sa.gov.au/> to learn more!



BARN 2—JP Special Class — Irene Ioannou

On the 14th June Barn 1 and 2 were lucky to be invited to the Ladies of Variety Surprise party at the Adelaide Convention Centre. The theme for the surprise party was ‘The Wild, Wild West.’ Children had a fantastic time dancing, playing mini-golf, getting their faces painted and eating lots of delicious party food! All of our children were on their best behaviour representing Kilkenny primary school.



BARN 1—PR Special Class — Laura Bennets

This term in cooking we have made flat bread, a stir-fry, soup and biscuits. We have been learning how to set the table, chop vegetables, mix ingredients and wash the dishes. Barn 1 students have also been having a go at tasting new foods. Excellent efforts in cooking everyone. Well done!



BARN 3—IELC 1-3 — Anne Phillis

Barn 3 have had a busy few weeks with an excursion to the Farm Barn at Hahndorf last week and lots of Australian animal activities recently. We have made paper plate wombats and this week we are learning about emus. Next week we will say goodbye to 5 students who will leave our class out into mainstream and new schools.



BARN 4—IELC R-1— Fiona Lyons / Lisa White


Last Thursday we went to Hanhdorf Farm Barn as part of our Australian Animals topic. We saw kangaroos, emus, and a cockatoo. Lots of the other Australian animals were hiding. We had a great day feeding all the different animals and we watched our teachers hold different types of Australian lizards, Ms Sharon was a bit scared of the lizard on her head.

We made some echidnas with Ms Karlia as a part of our learning. We hope that you like them.

BARN 5 & 6 - IELC 3-7— Melanie Bonython / Emma Kelly

In Barn 5 & 6 we are feeling very thankful for all of our special helpers and teachers. Miss Emma is recovering well from her surgery and we are lucky that we have Ms K and Ms Davoli in her place.

We are working very hard on our writing at the moment, which is the result of this term's work on Australian animals and information gathering and reporting. We have also begun our STEM project in readiness for student showcase next term. At the end of this term some of our special students will be exiting to mainstream, so please take care of them. We will definitely have earned our school holidays!



KITCHEN— Kate Harbison

Well this term has been lots of fun, learning with the younger students, exploring new foods, and reinventing old ones! This last week we are cooking pizzas, but not the usual takeaway sort. We use toppings like broccoli, and spinach, and potatoes, with olive oil, garlic, and herbs. Mr Tony likes his with lots of chilli. It has been a lovely time, meeting the parents and grandparents of the students, with some classes having almost too many volunteers!! That is amazing, how helpful parents at this school are. I am looking forward to next term, and doing some interesting things with older students. The more adult volunteers we have with classes, the more new challenges we can attempt!

Cheers, Kate

GARDEN — Tony Bryant

Hi all,

Most garden activities have consisted of mulching paths and collecting leaves for compost. We are harvesting spinach, broccoli and the last of our basil for pesto. Four lucky children from Blue 4 came in suited up to look at the bees and found their visit fascinating.

Do a rain dance!

Keep it green

- Tone



BREAD TAGS FOR WHEELCHAIRS

Bread tags are made out of High Impact Polystyrene material that can be used to make wheelchairs. Mary Honeybun founded the organization in 2006 in Cape Town and they recycle enough bread tags to make 2 to 3 wheelchairs every month! These wheelchairs are donated to adults and children in South Africa. Collecting bread tags, even broken ones, can make a difference to our environment too they can be recycled into seedling trays, picture frames, coat hangers and many other items. You too can make a difference to the lives of people who are in need of a wheelchair.

We are asking Kilkenny PS to join this campaign and collect as many bread tags as you can. Please take all tags to Miss Teigan's room. THANKS A LOT!

Sgt John and Humphrey say – Road Safety around Schools Begins with You

Children do not have good peripheral vision in a busy traffic environment and can often run straight across the road without looking. If you collect your child from the school, wait near the gate, hold their hands and remember to do the kerb drill – Stop, Look, Listen & Think – before you cross the road. It is important to use a crossing if one is available and remember, parents can sometimes be inconsistent role models, which only confuses the road safety message. If you collect your child from a bus stop, it is important to wait for your child on the same side of the road where they will be getting off the bus. You should never wait on the opposite side of the road.



Whenever you cross a road with your child, tell them what you are doing and what you are looking at. It never hurts to repeat the same message – Stop at the kerb, look to your right, look to your left and look to the right again. Listen for traffic and think ... is it safe to cross here or is there a better place that I can cross? Never cross the road between parked cars or near a bend. Marked crossings are a much safer place to cross the road – a short walk to a crossing can be worth the effort.



Don't risk your child's life

Never call your child from across the road. Excited children often dash out onto the road and forget to look for traffic. Children **cannot accurately judge traffic speed.**

ROAD SAFETY AROUND SCHOOLS BEGINS WITH YOU!

FosterCare
Join the Family.

Foster Carers can be single, couples, people at home, working full-time, part-time or studying. Free training and ongoing professional support (including 24-hour assistance) is provided. Find out more at one of our upcoming information sessions:

Monday 11th September
159 Port Road
Hindmarsh SA 5007
6.30-8.30pm

For more information or bookings call Linda on 8131 3456 or visit www.anglicaresa.com.au/foster-care



KILKENNY PRIMARY SCHOOL TERM 3 – 2017

Week	Mon	Tues	Wed	Thur	Fri	Sat/Sun
1	24/07	25/07	26/07	27/07	28/07 NATIONAL TREE DAY 	29-30/07
2	31/07	01/08	02/08	03/08	04/08	05-06/08
3	07/08 GOVERNING COUNCIL MEETING	08/08	09/10	10/08	11/08 Assembly Newsletter	12-13/08
4	14/08	15/08	16/08	17/08	18/08	19-20/08
Swimming Week - Rec to Year 5						
5	21/08	22/08	23/08	24/08	25/08	26-27/08
Book Week						
6	28/08	29/08	30/08	31/08	01/09 Assembly Newsletter	2-3/09
7	4/09	05/09 STUDENT SHOWCASE	06/09	07/09	08/09 PUPIL FREE DAY	9-10/09 Adelaide Show 2 - 11/9/16
8	11/09 GOVERNING COUNCIL MEETING	12/09	13/09	14/09	15/09	16-17/09
9	18/09	19/09	20/09	21/09	22/09 Newsletter	23-24/09
10	25/09	26/09	27/09	28/09 Assembly	29/09	30/09-1/10

Dates/Events may change, please check our website for updates.

AWARDS

Preschool	<i>Dion D, Emily-Rose L, Tom W, Kate B</i>
Red 1	<i>Finlay R, Carla P</i>
Red 2	<i>Peta U, Selma S</i>
Red 3	<i>Cohen H, Jackson P</i>
Red 4	<i>Luke F, Ewan G</i>
Red 5	<i>Tilly Q, Amrit S</i>
Red 6	<i>Aminah M, Sarah P</i>
Green 1	<i>Lily C, Abby W</i>
Green 2	<i>Yanni C, Archie L</i>
Green 3	<i>Thamara G, Emma P</i>
Green 4	<i>Sonam S, Ellie S</i>
Blue 1	<i>Khoi P, Charlie G</i>
Blue 2	<i>Benaiah Y, Akmal S</i>
Blue 3	<i>Sarah W, Luka V</i>
Blue 4	<i>Alyssia M, Vanessa P</i>
Blue 5	<i>Karamvir S, Aniq A</i>
Barn 1	<i>Lucy W, Jake D</i>
Barn 2	<i>Shaunak P, Hamza A</i>
Barn 3	<i>Hameed H, Najib A</i>
Barn 4	<i>Dhari A, Sara M</i>
Barn 5	<i>Ying W, Tandin L</i>
Barn 6	<i>Ngawang C, Bawi T</i>



Kilkenny Primary School
19 Jane Street
West Croydon 5008
Address Line 4

Phone: 8345 4138
Fax: 8445 8206
E-mail: dl_info@schools.sa.edu.au

